



# HEALTH IMAGING

PROFILE 2024

# SAMIR

## TRADING & MARKETING

SAMIR is a family business rich in heritage and remarkable growth. Established in 1953 by Mr. Hamed Mahmoud Al-Hindi, as a leading Sales and Marketing Company, it evolved over the years from the iconic Studio SAMIR to the ever expanding Samir Trading & Marketing Company.

The company represents world renowned, multinational brands that are leaders in their fields, offering a wide range of products and solutions. From Medical and Health Imaging and Clinical Laboratory Equipment to Dental and Therapeutics & Diagnostics technology. Picture Archiving and Communication Systems and high volume printers, large format scanners. As well as audio-visual educational products, conference room projectors, and AV control rooms. In addition to a number of consumer products and appliances.

Since its inception, the company has been consistently growing, marking achievements and earning a respectable reputation in serving the community, and providing the Saudi market with state of the art digital products. By doing this, the company has become among the top suppliers in the medical, office equipment and imaging industry across the Kingdom.

At SAMIR , we are leaders in our industry and we understand the meaning of success. We value our customers by offering them high-quality products and premium services that develop their loyalty and exceed their expectations. We believe that we will be successful if our clients are successful. We believe in honesty, trust, and integrity... At SAMIR , we believe in FUTURE.

## OUR DIVISIONS



# HEALTH IMAGING

Today, keeping abreast with the latest digital imaging technologies, SAMIR Health Imaging Division is a market leader in Digital Radiography and provides transformational medical technologies and services. By identifying the vast geography of Saudi Arabia SAMIR and its partner suppliers like Carestream & Mindray started providing health imaging Solutions to support Medical Facilities (hospitals, medical centers, clinics or diagnostic centers, teaching institutes, field & home care medical providers) across Saudi Arabia to delivers the best health imaging radiography results.

In this frame, SAMIR has introduced CARESTREAM, which provides X-ray imaging system for efficient patient care, and different solutions, such Digital X-ray, Mobile X-ray & CR system. SAMIR is presenting Mindray Ultrasound for Private Market, Mindray focusing in General Imaging, OB/GYN, Cardiology, Point-of-Care, and Primary Care.

SAMIR also introduced Neusoft Medical Systems, a leading global clinical diagnosis and treatment solution provider, who provides latest technology in CT and MRI systems. Through innovation and excellent operations, Neusoft Medical Systems & SAMIR are advancing healthcare products across a wide range of medical solutions to enhance Saudi healthcare to all.

**Carestream**

**ECORAY**

**mindray**  
healthcare within reach

**Neusoft** Medical  
Systems

**METALTRONICA**

# Carestream

Carestream Health is a dynamic global company with over 100 years of leadership. They are passionately committed to doing whatever it takes to help their customers be successful. Carestream Health is a worldwide provider of medical and dental imaging systems and IT solutions; X-ray imaging systems for non-destructive testing; and advanced materials for the precision films and electronics markets.

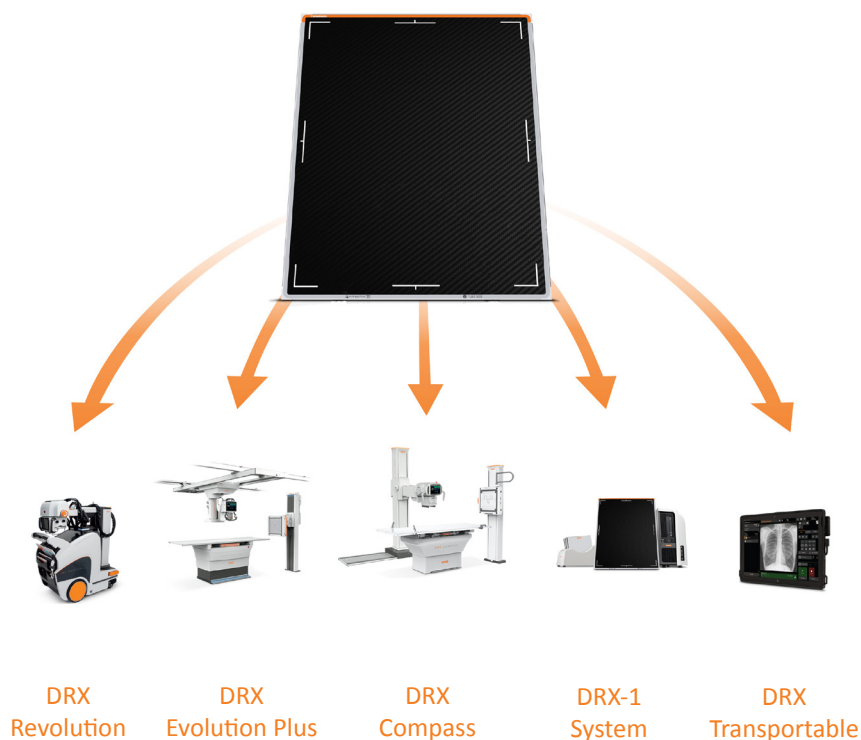
## DR SYSTEMS

### One detector goes with you...grows with you

There's a smarter way to go digital with the Carestream DRX family of DR systems. X-factor in a new line a single wireless detector works across all your DRX equipment to convert, expand or replace existing imaging solutions. The full line of digital x-ray systems combines' compatible, scalable components to meet today's needs and position you for tomorrow's growth.

#### We are caring and committed to:

- Do more, spend less (boost productivity)
- Quality images. Quality Care
- It's all about sharing. Deployable throughout your facility – wherever it's needed most
- Go digital. In a day. Upgrade with minimal disruption
- High speed. Low speed
- Water resistance feature is available now in our 35x43 cm detector
- New wireless detector with size of 43x43 cm has been recently released
- Pixel Size (139 micron) to provide an extraordinary resolution





## DRX-Revolution Mobile X-ray System

### Mobility Redefined. Again

With the introduction of the ultra-maneuverable DRX-Revolution, featuring the world's first automatic, collapsible column, Carestream redefined mobile imaging. We've added powerful new features and benefits:

- The tube head and collimator are smaller, lighter and better balanced, for easier use and faster positioning.
- Display screens are more responsive, with enhanced function, and re-designed to better protect against fluid ingress
- Brakes and drive motors are quieter and less likely to disturb patients.



## DRX-Evolution Plus System

### See X-ray Imaging in a Dramatic New Light

Since its introduction, our flagship DRX-Evolution Plus has set a benchmark for X-ray room imaging performance. We've continually added features to keep the Evolution Plus on the leading edge, including:

- The new AI-based Smart Noise Cancellation Option cancels noise for superb image quality.
- Advanced Smart Room Features automate tasks and workflow steps to streamline processes, support radiographer productivity, save time and enhance patient care.
- Our future-friendly, modular design can grow with your needs



## DRX-Compass

### Navigate New Directions in Performance

Just as a compass always points North, the CARESTREAM DRX-Compass X-ray System points the way to a successful future. It has just the right selection of advanced features and options to take your workflow to a new level of efficiency.

- Exceptional image quality supports accurate diagnoses
- Scalable and upgradable to help eliminate technology obsolescence
- Wide selection of components lets you configure the ideal system for your needs





## DRX-Rise Mobile X-ray System

### Elevate your imaging with greater mobility

The DRX-Rise was designed with input from radiographers to deliver improved workflow and seamless operations. And, its full and robust set of features offers a remarkable combination of productivity, power and convenience.

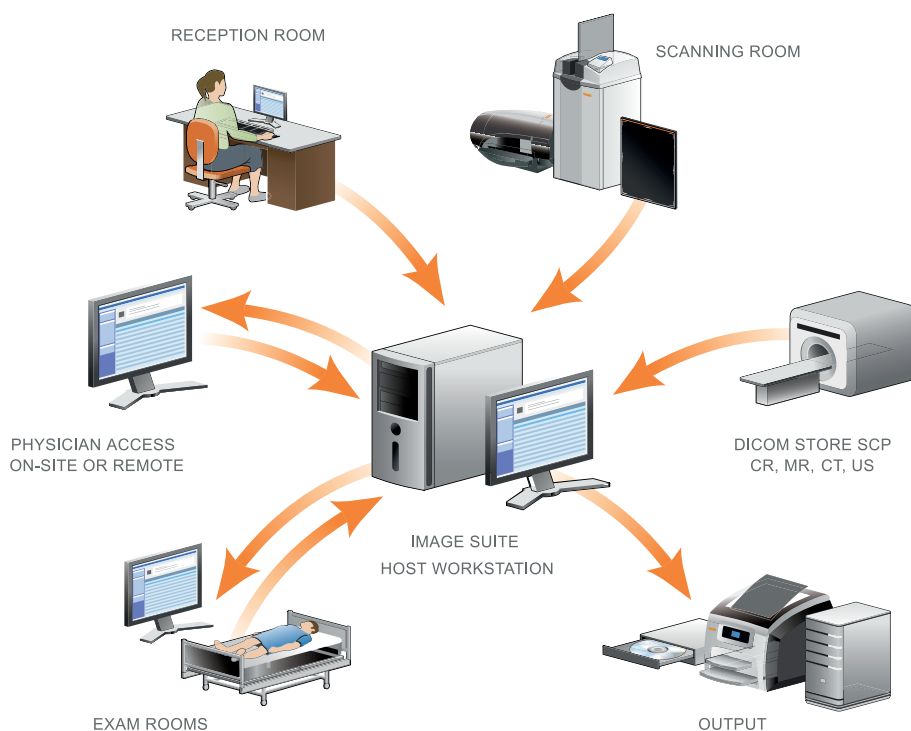
- Quickly reposition the cart from the tube head or remote
- Provides superb maneuverability, even in tight and cluttered environments
- Offers seamless compatibility with a range of Carestream DR Detectors
- Utilizes user-friendly ImageView software



## IMAGE SUITE Mini-PACS

### Image acquisition and management for CR and DR Systems

Image Suite V4 Software has set a new benchmark for workflow efficiency in smaller facilities. This robust software features an easy-to-use, touch-friendly interface, an enhanced set of tools, streamlined workflow and improved image quality. Our advanced “mini-PACS” module allows superb image management and analysis, and is now fully optional. Get the high-quality images you need with a system that’s a perfect fit – at very affordable price








## Radiographic System HF-525PLUS

HF-525PLUS is an affordable and dependable general radiographic system designed for flexibility and friendly use in all general radiographic procedures, it can also be custom-configured to your specific clinical requirements, including chest, spine, complete skeletal, abdominal, urological and studies

- Different type of high performance generator based on its own high frequency technology
- The 4 ways table is smooth, and effortless to float, and consisted with heavy-duty structure
- Wall bucky stand with electromagnetic lock for easy positioning
- User-friendly flat surface control panel
- Anatomical programming (APR) by morphology, view and body part
- Modular design that saving space to fit into virtually any clinical environment



## Ultra100 Portable X-Ray System

Powerful & Stable output with unique features for user conveniences. ECORAY's high frequency inverter technology is heading to more valuable, durable and powerful to produce the high quality of images with every imaging solution.

- High-Power Generator with advanced features
- Most powerful portable generator (110kV/100mA output)
- Auto measuring SID by Ultrasonic sensor
- Easy access to DR solution
- Durable metal connector of hand switch
- Applicable mobile stand & Table as an optional item
- Certified MDD CE for medical us



Mindray is one of the leading global providers of medical devices and solutions. Firmly committed to the mission of “advance medical technologies to make healthcare more accessible”, they are dedicated to innovation in the fields of Patient Monitoring & Life Support, In-Vitro Diagnostics, and Medical Imaging System.

Mindray possesses a sound global R&D, marketing and service network. Inspired by the needs of our customers, we adopt advanced technologies and transform them into accessible innovation, bringing healthcare within reach. While improving the quality of care, we help reduce its cost, making it more accessible to a larger part of humanity.

## Resona I9

### Innovation, in Every Facet

The Resona I9, a general imaging ultrasound system with completely innovative features from inside out. All innovations are developed based on in-depth insights into complex clinical scenarios, providing accurate and timely answers as well as outstanding efficiency and a remarkable user experience.

- Unlimited Scanning Flexibility Beyond Imagination
- Full-space Floating Control Panel
- Bring Optimal Patient Care Immediately
- Infinite Imaging Solutions Powered by ZST +



## Consona series

### Concrete to Resonate

Dedicatedly designed for primary care users, the Consona features new and concrete solutions, that efficiently help you to carry out smooth diagnoses for extensive types of patients. No matter your routine is in hospitals, clinics, or you are honing skills, you will find highly powerful and tools available on this series to keep you stay ahead, and inspire you with feelings of confident, convenient and conducive.

### N8:

- Single-Crystal transducers provide deeper penetration with details
- ComboWave transducers enhance imaging sensitivity
- Designed for comfortable gripping
- Wide clinical application coverage, supports more clinical scenarios





## N6:

- Wide clinical application coverage, supports more clinical scenarios
- ComboWave transducers enhance imaging sensitivity



## MX7

### Lighten up infinite possibilities

- MX7 facilitates accurate diagnoses based on the leading-edge ZST+ platform while supporting efficient workflow with total customizable touch screen.
- Ulyra light and thin, agile mobility.
- Trustworthy Imaging
- Cardiovascular Solution
- Comprehensive Battery Solution
- Promising Design



## TE9

### Expanded vision, unlimited possibilities

The TE9 Ultrasound System is designed to help facilitate better patient care and expand the imaging capabilities for anesthesia, emergency, and critical care applications. With advanced features, a large touchscreen, and superior imaging technology, the TE9 is ideally suited to help improve clinical efficiency and diagnostic confidence.





METALTRONICA

Metaltronica rapidly became known as a dynamic and innovative company who could rapidly change the landscape in the field of mammography. For over 40 years, Metaltronica units have been supporting physicians in their work on breast prevention, offering extremely high quality mammographic images while at the same time significantly reducing the dose of radiation. An unwavering desire to achieve precise and consistent results is at the heart of the Metaltronica project.

## Helianthus DBT

The new top-of-the-line Helianthus digital mammography system, the DBT version, is already configured for all mammography procedures including tomosynthesis. It is easily upgradable with cutting-edge biopsy techniques in tomosynthesis and contrast mammography (Dual Energy). Helianthus DBT allows the operator to perform tomosynthesis exams by choosing between three scan angles: 15°, 24°, or 50°. Image acquisition is always carried out at the maximum resolution of the digital detector.



## Helianthus

In the standard configuration, Helianthus only allows the acquisition of 2D digital mammography images. However, the system is designed to be integrated at any time with the most current diagnostic methods, such as tomosynthesis and dual-energy (contrast enhanced mammography). Helianthus can be configured to meet all operational needs through a wide range of accessories, including interventional practices that use stereotactic and tomo-guided biopsy sampling.



## Helianthus C

This compact unit represents the basic model of a standardized platform and exemplifies the fastest and most cost-effective transition to digital mammography. Helianthus C was engineered for the sole purpose of acquiring 2D digital images. While this system is not upgradable, it can be integrated with a wide range of accessories configured to suit most routine mammography procedures.



Neusoft Medical Systems Co., Ltd. (Neusoft Medical Systems) is one of the promoters of large-scale high-end medical equipment in China. Founded in 1998, Neusoft Medical Systems now has 7 overseas subsidiaries respectively located in the United States, Dubai, Peru, Russia, Brazil, Kenya, and Germany. There is also an office in Vietnam. In SAMIR we are promoting CT and MRI medical systems. Currently, products of Neusoft Medical Systems are being exported to over 110 countries and regions around the world, serving more than 9,000 healthcare providers.

Neusoft Medical Systems is dedicated to becoming a leading value innovator of global healthcare equipment and services. We care for people's healthcare needs by providing high-quality medical products and services with innovative technology, delivering comprehensive solutions to healthcare providers.

## Radiology Solution CT

- More than 22 years of technology accumulation: precision imaging and low-dose application
- More than 5,000 users' authentication: application function and efficient process
- Wide range of CT configuration, starting from 16 slices up to 512 slices.



## Radiology Solution MRI

- High hardware configuration
- Fast workflow and imaging
- Ecological and economic design
- User friendly design



## Key Projects

Sector	Name
<b>Ministry of Health</b>	King Saud Medical City King Fahd Medical City Dammam Central Hospital Aseer Central Hospital East Jeddah Hospital King Abdullah Medical City Makkah
<b>Ministry of Defence</b>	King Fahad Armed Forced Hospital - Jeddah Prince Sultan Military Medical City - Riyadh Prince Sultan Cardiac Center - Riyadh
<b>National Guard Health Affairs</b>	King Abdulaziz Medical City - Riyadh King Khaled Hospital - Jeddah
<b>Ministry of Educations</b>	King Abdulaziz University - Jeddah King Saud University - Riyadh Islamic University Princess Nora Bint Abdulrahman University
<b>Private Hospitals</b>	Dr. Suliman AlHabib Hospital - Group International Medical Center (IMC) - Jeddah Kingdom Hospital - Riyadh Saudi Electric Medical Center (SCECO) - Dammam/ Hasa/ Qateef Saudi German Hospitals Saudia Airlines Medical Center - Jeddah Hayat National Hospital Group
<b>Others</b>	King Faisal Specialist Hospital Royal Commission Hospital - Jubail Royal Commission Hospital - Yanbu

